

# Schalmont High School

Student and Family  
Orientation  
August 29, 2024



Mr. Heckman, Principal  
Dr. Furman, 5-12 Building Administrator  
Mrs. Martyn, Assistant Principal

# Orientation Agenda

- ❑ Presentation
  - ❑ People to know
  - ❑ Arrival, Dismissal and Bell Schedule
  - ❑ Attendance Procedures
- ❑ Breakout Groups and Tour
- ❑ Parent Session



# Building Leadership Team

Mr. Heckman – Principal

Dr. Furman – 5-12 Building Administrator

Mrs. Martyn – Assistant Principal

# District Leadership Team

Dr. Reardon – Superintendent of Schools

Mrs. Gonzalez – Director Academic and Instructional Support

Mrs. Russell – Director of PE, Health and Athletics



# Student Support Team

## School Counselors

Mrs. Choi – Gr. 9(M–Z); Gr. 12

Mrs. Gibbs (Ms. Clark) – Grade 10

Mr. Loiacono – Gr. 9 (A–L); Gr. 11

## School Social Workers

Ms. Lupinski

Mrs. Williams

## School Psychologist

Mrs. Shapiro

## School Nurse

Mrs. Bush

Mrs. Brandt

## School Resource Officer

Officer Canavally

# Ninth Grade School Counselors

Mrs. Choi

Mr. Loiacano

School Counselor for all 4 years

- Academic, post high school planning, and mental health questions/concerns

(518)355-6110 ext. 3047

# Arrival and Dismissal

- ▶ Family drop off
  - rear loop, near athletic field – door 13 (7:20)
- ▶ Bus drop off
  - front loop (7:25)
- ▶ Breakfast – 7:25–7:35
- ▶ Dismissal – 2:15
  - Bus departure – 2:20 – front loop
  - Family pick up– rear loop





# High School Bell Schedule

**7:25**  
**7:38**

**Arrival and Entry**  
**Warning Bell**

7:40 – 8:30

Period 1/HR

8:34 - 9:15

Period 2

9:19 - 10:00

Period 3

10:04 - 10:45

Period 4

**10:45 – 11:16**

**Period 5 LUNCH**

10:49 - 11:30

Period 5

11:20 – 12:01

Period 6 (for students who have period 5 lunch)

**11:30 - 12:01**

**Period 6 LUNCH**

11:34 - 12:15

Period 6 class

12:05 - 12:46

Period 7 class

**12:15 - 12:46**

**Period 7 LUNCH**

12:50 - 1:31

Period 8

1:35 - 2:15

Period 9



# Attendance Procedures

- ▶ Please sign in at the Main Office if you arrive after 7:40
- ▶ Please bring an excuse to the Main Office if you are absent from school or tardy
- ▶ In order to participate in extracurricular activities you need to attend school and be on time to school the day of the event
- ▶ When leaving early from school a note or phone call to the main office must be provided

**Being present and engaged is the number one  
key to your success in school!**

# Back to School Orientation

## First Day of School

Building Procedures

Safety Procedures

Graduation Requirements

School Wide Expectations

# Breakout Groups

Group 1		Group 2		Group 3		Group 4	
Abigail	Adair	Matthew	Bobar	Mikayla	Carey	Olivia	Dagostino
Donovan	Ahern	Adriana	Boss	Aliana	Carney	Jayden	Dailey
Caitlyn	Alderdice	Kyrie	Brenes	Samuel	Case	Eve	Dalton
Shane	Allen	Maddox	Brennan	Kaylee	Cassillo	Cipriana	DeMania
Liam	Anderson	Gavin	Brooks	Chelsea	Condon	Mia	DeMartino
Vincenza	Angelozzi	Connor	Brooks	Makayla	Coons	Lily	DeRocher
Romello	Bailey	Annabella	Brunette	Mia	Corraro	Nicholas	DeRossi
Eason	Baker	Andrew	Burroughs	David	Cossuol	Alannah	D'Errico
Jocelyn	Barber	Benjamin	Bushnell	Joao	Cossuol	Anthony	DeWitt
Aubrielle	Blanchette	Kye	Carey	Warren	Curtin	Lydia	DiCarlo

# Breakout Groups

Group 5		Group 6		Group 7		Group 8	
Gabriella	DiDonato	Julian	Gnidowski	Anastasia	Hunt	Lucas	Koveleskie
Addison	D'Ortona	Christian	Golden	Dakahrie	Jackson	Joel	Kushner
Dyllan	Eiser	Ava	Goodwin	Azailia	Johnson	Kevin	Lachhman
Taylor	Elmendorf	Perry	Grabkowski	Owen	Keith	Hannah	Lansing
Alex	Fitzpatrick	Shaeli	Gravell	Keira	Kelly	Amelia	Lawson
Noah	Galea	Lorenzo	Groulx	Nathan	Ketcham	Abigail	LeRoy
Mark	Galietta	Mariana	Hindes	Madison	Ketcham	Angelina	Lombardi
Ava	Gardy	Anna	Homer	Ahmad	Khan	Arrianna	Lutchman
Kayleigh	Garrow	Alexander	Horning	JaZaianna	King	Cheyenne	Luther
Mia	Gillberg	Jack	Hughes	Krystal	Koegler		

# Breakout Groups

Group 9		Group 10		Group 11		Group 12	
Patrick	MacPherson	Andrew	Mesley	Nicholas	Noble	Vincenzo	Pezzuto
Brenden	Majkut	Amelia	Mickle	Cole	O'Connor	Harper	Pierce
Stella	Mallozzi	Brenna	Mickle	Leana	Olsen	Tre'jere	Pompey
Blake	Martell	Regan	Mickle	Mason	Panarese	Makayla	Priest
Rayelle	Martin	Julio	Monge	Sophia	Paniccia	Masen	Propper
Shekkinah	Mathurin	Cooper	Montrym	Hannah	Payton	Izabela	Quiernan-Allende
Sara	Mattice	Cassandra	Moore	Ashton	Pedinotti	Lucy	Reece
Evan	McClimans	Ryan	Muse	Jackson	Perry	Anthony	Riano
Chloe	McDaniel	Jaylan	Nater	Landon	Perry	Alexander	Roods
Gene	McGinness	John	Neuhaus	Matteo	Petraccione	Madeline	Rose
Honoka	Kawasaki	Alessio	Sindoni				

# Breakout Groups

Group 13		Group 14		Group 15		Group 16	
Charity	Salsburg	Trevor	Stevens	Lauren	Tur	Alice	Watson
Bella	Santabarbara	Nicole	Steele	Nneamaka	Udemgba	Lucy	White
Lucas	Sellnow	Kenneth	Struffolino	Matthew	Uhl	Jaydian	White
Mohammad	Shami	Olivia	Stubbs	Angelo	Vaccaro	Lars	Wiederkehr
Austin	Sitors	Amelia	Sturgess	Tre	Vassello	Layla	Williams
Owen	Sorrentino	Kelsey	Surin	Kaitlyn	Villano	Giuliana	Williman
Anthony	Soto	Milania	Tebano	Yair	Volquez	Mackenzie	Wood
Liam	Springer	Libby	Trestick	Aydin	Warner	James	Yawn
Andre	Diegel	Isaac	Shakoor	Jason	Dickson	Andrea	Muy Urias
Brandon	DiCristofaro	Dylan	DiCristofaro	Joslyn	Pike	Elizabeth	Peat

# Family Session

- ▶ Schoology for Families
- ▶ eSchool Parent Portal
- ▶ Student Engagement and Attendance
- ▶ Building Procedures and Student Handbook
- ▶ Curriculum and Academic Programs
- ▶ Student and Family Resources




# Navigating Your Schoolology Parent Account

- Check Grades
- View Homework Calendars
- View Teacher Announcements
- Contact Teachers
- View Student Assignments \*\*
- See Tests & Quizzes \*\*

\*\* FEATURE USE MAY VARY BY TEACHER



**Q: What is Schalmont's Schoology**  
A: Teachers use Schoology to post their classroom materials online; provide a safe forum for students to discuss their ideas and collaborate on projects; and to assign and collect homework electronically. It helps students stay organized and it keeps the class connected. A Schoology Parent Account gives you access to: The classes your child is enrolled in. Your child's upcoming assignments. School and class announcements. Schoology makes it easy for parents to stay involved in their children's education.







# Schoology or eSchoolData

So, as a parent or guardian of a student at Schalmont Central Schools, where do I go for grades, attendance, class information, homework, etc...

Classroom Grades, Homework Calendars, Class Announcements, Assignment information, View Submitted Work, Tests and Quizzes, Contact Teachers, Mobile Phone Access, Email Notifications of Grades and Overdue Assignments



**Schoology**

Reference this packet and look for the Schoology symbol in the Quicklinks section of Schalmont's website: [www.schalmont.org](http://www.schalmont.org)  
Contact John George for Support: [jgeorge@schalmont.net](mailto:jgeorge@schalmont.net)

Official Quarterly Report Card, Official Quarterly Grades, Cumulative Average, Transcript and Attendance information.



Look for eSchoolData symbol in the quicklinks section of Schalmont's website: [www.schalmont.org](http://www.schalmont.org)  
Contact Debbie Falcone for Support: [dfalcone@schalmont.net](mailto:dfalcone@schalmont.net)




# Parent Sign Up and Login

Begin by Going to: <https://www.schoolology.com/>

The screenshot shows the Schoolology website interface. At the top, there is a navigation bar with links for 'Parents & Students', 'Support', 'Login', and a search icon. Below this is the 'PowerSchool' logo and a menu with 'Products', 'Solutions', 'Beert', 'Resources', and 'Company'. A prominent pink button labeled 'Contact Sales' is visible. A dark blue banner contains the text 'Looking to login to the Schoolology app?' with 'Login' and 'Register' buttons. The main content area features the breadcrumb 'POWERSCHOOL > UNIFIED SOLUTIONS > POWERSCHOOL UNIFIED CLASSROOM® > SCHOOLLOGY LEARNING' and the heading 'Schoolology Learning'. Below the heading, it states 'Part of the PowerSchool Unified Classroom® Solution' and describes the system as 'The leading K-12 learning management system with over 20M users and 7M students globally in over 60,000 schools.' A photograph of a young girl looking at a tablet is partially visible on the right side of the page.

The sign up for Schoolology's parent account is quite easy, but should you have issues with sign-up, email Mr. George at [jgeorge@schalmonet.net](mailto:jgeorge@schalmonet.net)

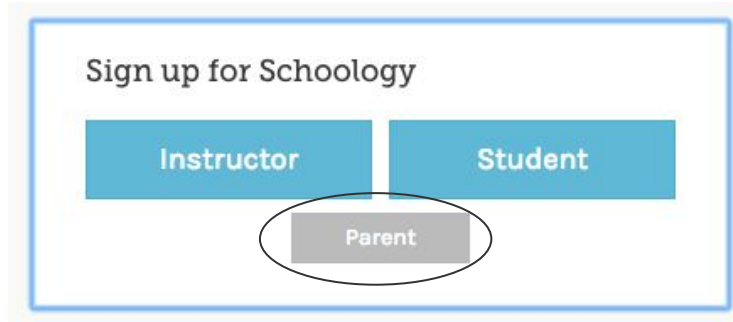


# How to access Schoology as a parent?

Sign up for Schoology

Instructor Student

Parent

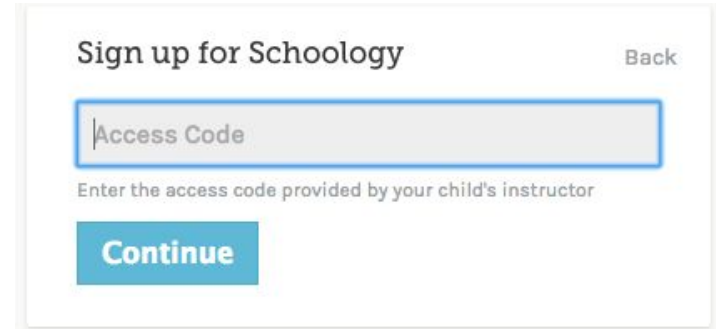
A screenshot of the Schoology sign-up page. The title is "Sign up for Schoology". Below the title are three buttons: "Instructor", "Student", and "Parent". The "Parent" button is highlighted with a black oval, indicating it is the selected option.

Sign up for Schoology [Back](#)

Access Code

Enter the access code provided by your child's instructor

Continue

A screenshot of the Schoology sign-up page. The title is "Sign up for Schoology" with a "Back" link to the right. Below the title is a text input field labeled "Access Code". Below the input field is the instruction "Enter the access code provided by your child's instructor". At the bottom is a blue "Continue" button.



# Parent Sign Up and Login

## Sign-up Instructions

1

Sign up for Schoology

Instructor Student Parent

If you've never accessed your Schoology account, you first have to "Sign up". Click "**Parent**" and then enter your "**Access Code**" you received from Schalmont in the space provided. Finally, fill out the information, including a valid email, in the panel provided and click "**Register**".

2

Sign up for Schoology Back

Access Code

Enter the access code provided by your child's instructor

Continue

3

Sign up for Schoology Back

First Name Last Name

Email or Username

Password

Confirm Password

Receive periodic Schoology updates

Register By clicking Register, you agree to our Privacy Policy & Terms

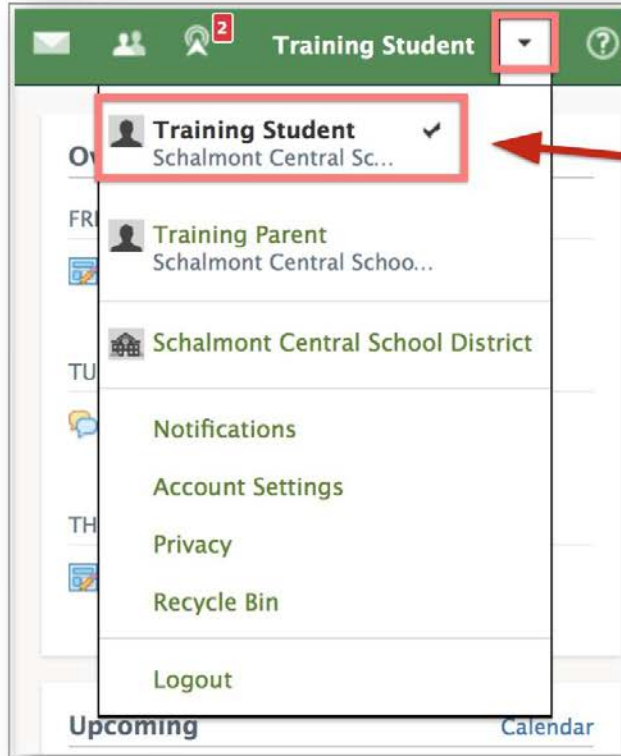
## Logging in:

You're In! Now when you go to [schoology.com](https://www.schoology.com), click "**Login**" and enter your email and password to access your child's account.





# Set-up your Account

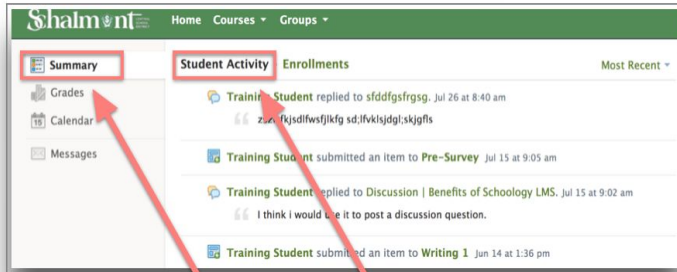


Start by clicking on the down-arrow in the upper-right corner, next to your name, and then **select your child's name** to switch into his or her account. The checkmark in this dropdown menu indicates which account you are currently in. Parent accounts on Schoology are really like having two (2) accounts in one. One is your own personal account, with your own name and information while the other is your child's account.

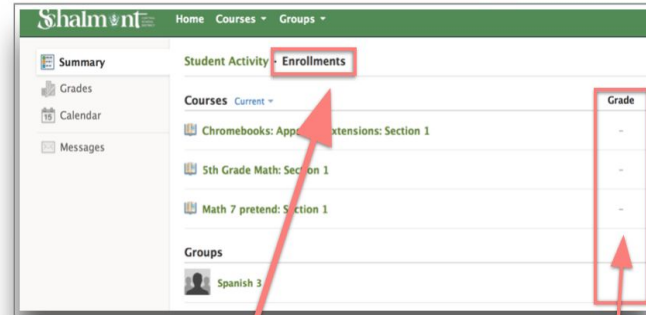




# Student Activity & Enrollments




When **"Summary"** is selected in the left column, click on **"Student Activity"** to display messages, updates or reminders posted by your child's teachers. Any groups, school building or district messages will also appear here.



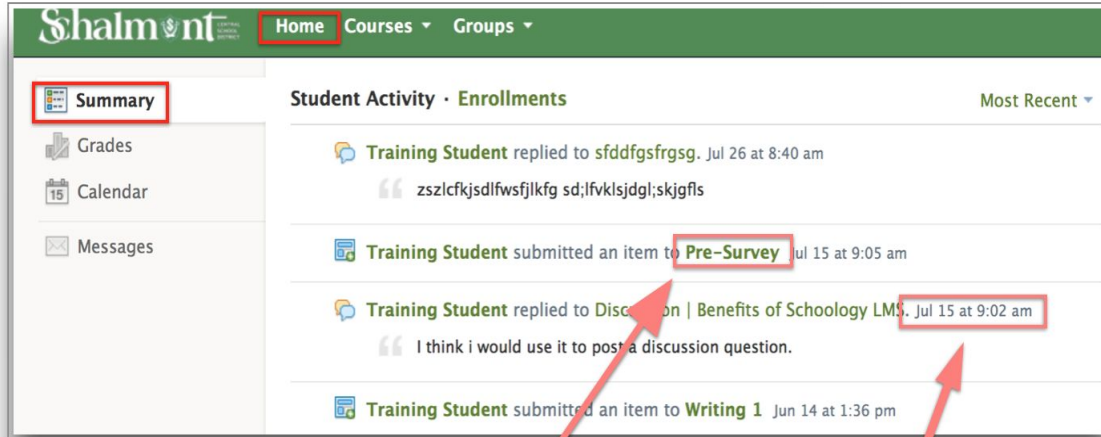
Click on **"Enrollments"** for a quick view of the overall grades for your children's courses.

**Grades** will appear here...this sample student has no grades.






# Viewing Student Work



On the **Home Screen** under **Summary**, clicking on the name of the **assignment** is one way to view your child's work they submitted through Schoology. Just remember that NOT ALL assignments are submitted digitally. Many teachers still demand written work that is handed in class.

**Notice that the date and time the work was submitted is also listed.**





# Viewing Student Work (cont.)

## Right Side of Browser Window

1

Recent Grades

Graded assignments

Graded tests/quizzes 1

Graded discussions

Overdue

FRIDAY, JUNE 12, 2015

CR #1  
11:59 pm

TUESDAY, JULY 26, 2016

Electric Cars  
11:59 pm

THURSDAY, JULY 28, 2016

assignment 2  
11:59 pm

Upcoming

FRIDAY, SEPTEMBER 30, 2016


Foundational Skills - Module 1  
11:59 pm

Clicking on the assignment will take you to a preview of what your students is being asked to complete along with any directions or grading requirements the teacher may have included.

- 1 Another way you can review your child's work submitted in Schoology is to click on "**Recent Grades**" which will display the most current work evaluated. Notice you can select the type of work your child has turned in to the teacher: Assignments, Tests, Quizzes & online Discussions.
- 2 You can also look to see what work is "**Overdue**" if your child has not submitted something on time, it will show up here. Remember, that there may be assignments that were NOT submitted in Schoology that are still outstanding. Reference the "**Grades**" section (covered later) to see if there are other assignments that you've missed.
- 3 Finally, there is an area that indicates "**Upcoming Assignments**" so you are also aware of your student's deadlines and perhaps help them plan for success.



Remember, it is ultimately the student's responsibility to know when work is due and to turn in that work on time... as well as be honest at home about what work they have and have not completed.

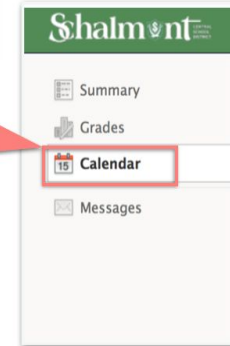







# Viewing the Student Calendar

To view your student's calendar showing all their classes' upcoming assignments all at once, click "**Calendar**" in the left menu. By clicking on any assignment, you'll be able to see a preview of any directions or grading guidelines the teacher may have provided.



Sun	Mon	Tue	Wed	Thu	Fri	Sat
31	1 No school! Labor Day! No school! Labor Day! No school! Labor Day!	2 Civil/Effective vs. Manipulative/Deceptive Argument 10:00 am Intro to Rhetoric Intro to Native American Mythology Intro to Native American Mythology	3 Native American Mythology + SAT Essay! Native American Mythology + SAT Essay! Continue Intro to Rhetoric	4	5 Native American Mythology 11:59 pm Native American Mythology 11:59 pm Native American Mythology Native American Mythology Rhetorical Terms Test	6
7	8 Introduction to Puritan Lit Introduction to Puritan Lit Intro to Rhetoric	9 Vocab Lesson 1 HW + Test! Vocab Lesson 1 HW + Test! Intro to APMC	10 "Sinners in the Hands of An Angry God" by Jonathan Edwards 11:59 pm "Sinners in the Hands of An Angry God" by Jonathan Edwards 11:59 pm Puritan Style + SAT feedback Puritan Style + SAT feedback Rhetorical Analysis	11	12 Puritan Lit: "Huswifery" Puritan Lit: "Huswifery" American Politics and The English Language	13
14	15 Tone Activity 11:59 pm Intro to Nation Builders Intro to Nation Builders Intro to Narration	16 Vocab Unit 2 HW and Test Vocab Unit 2 HW and Test Narration	17 WASC Survey + Ben Franklin WASC Survey + Ben Franklin WASC Survey + Narration	18	19 Literature Test Literature Test Narration	20
21	22 SAT Essay SAT Essay Modes Project 2014	23 Vocab Lesson 3 Vocab Lesson 3 Compare and Contrast	24 Score Write Score Write Socratic Seminar:	25	26 PSAT MC Prep PSAT MC Prep PSAT Prep	27





# Viewing your Student's Grades

To view your student's grades, click "**Grades**" in the left menu. By clicking on any course, the course will open to a view of assignments, tests and quizzes. The number of points earned or an icon to a "rubric" can be seen in the right hand column similar to what is shown below.

Summary  
**Grades**  
Mastery  
Calendar  
Messages

Download Student Report Download Report Card

- Coding Intro: Section 1
- Demo Course [9999-99]: Section 1
- dobitz practice: Section 1
- Example Course Elementary: Section 1**
- Example Course Elementary: Section 1
- HS Pert. Schoology Course: Ambassadors
- Perl. Tech Tools: AHS
- Perl. Tech Tools: CHS
- Perl. Tech Tools: HV
- PhyEd: Section 1
- TIES Data Testing: Section 1

Demo Course [9999-99]: Section 1

- Q1 15/16 (90%) A- (90%)
- Formative (30%) A- (90%)
  - Q1 First Assignment (assigned 9/3/15) 9/15/15 9:55am 10 / 10
  - Q1 Assignment 3** 9 / 10
  - Q1 Best Assignment Ever 8 / 10
- Summative (70%) +
- Q2 15/16 (90%) B- (80%)
- (no grading period) (0%) +

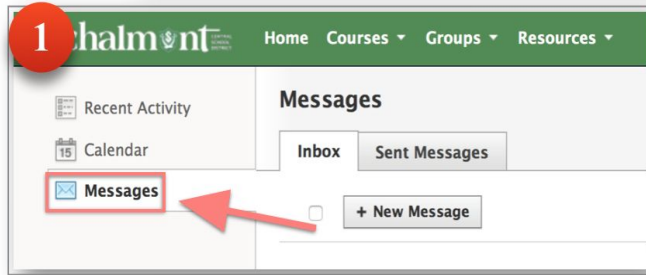
**You can also download a student report or a "report card" from this window by clicking on the tabs at the top.**



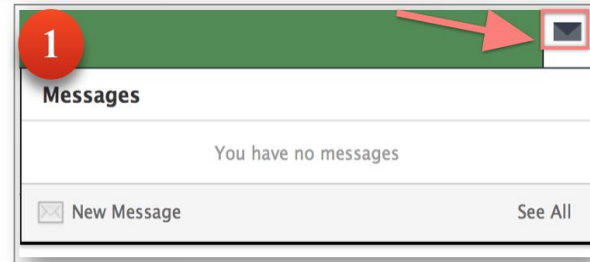


# Contact your Child's Teacher


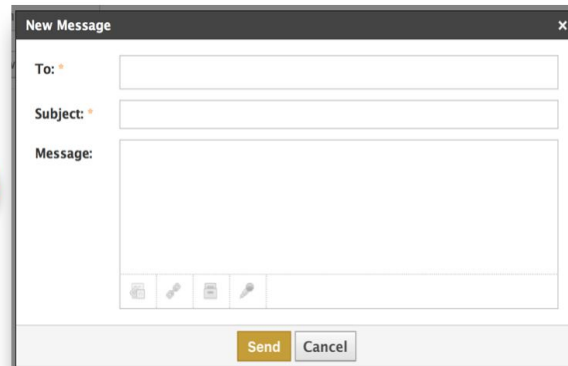
To send a message to one of your student's teachers, you can click on "Messages" in the left menu or click on the "Envelope" in the top menu. Then simply select "New Message" and type your message in the window that appears. Typing the first few letters of the teacher's last name should auto-populate that teacher's name so you can select it.



OR



2



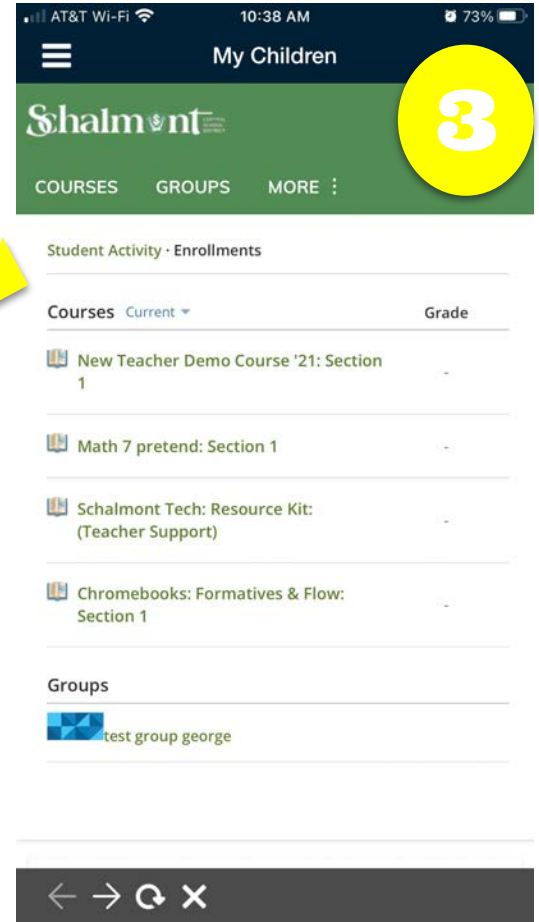
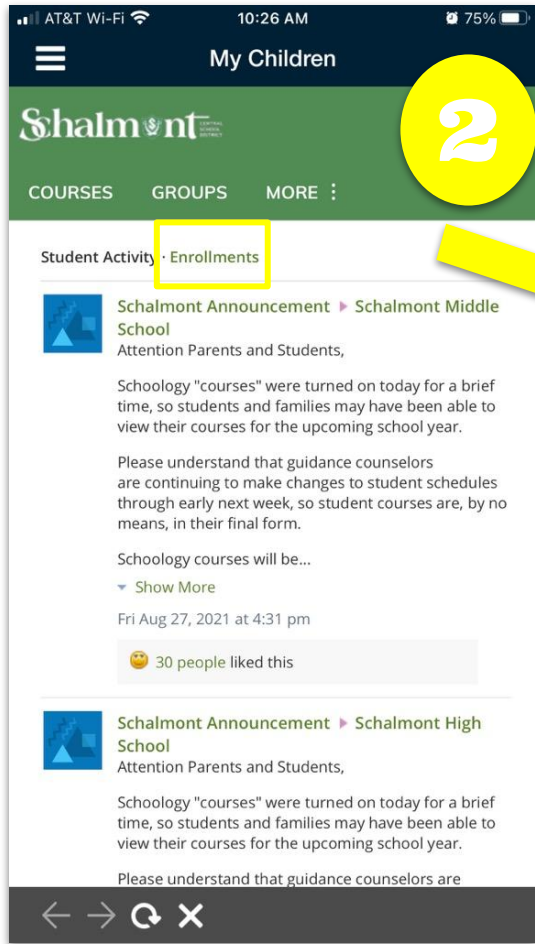
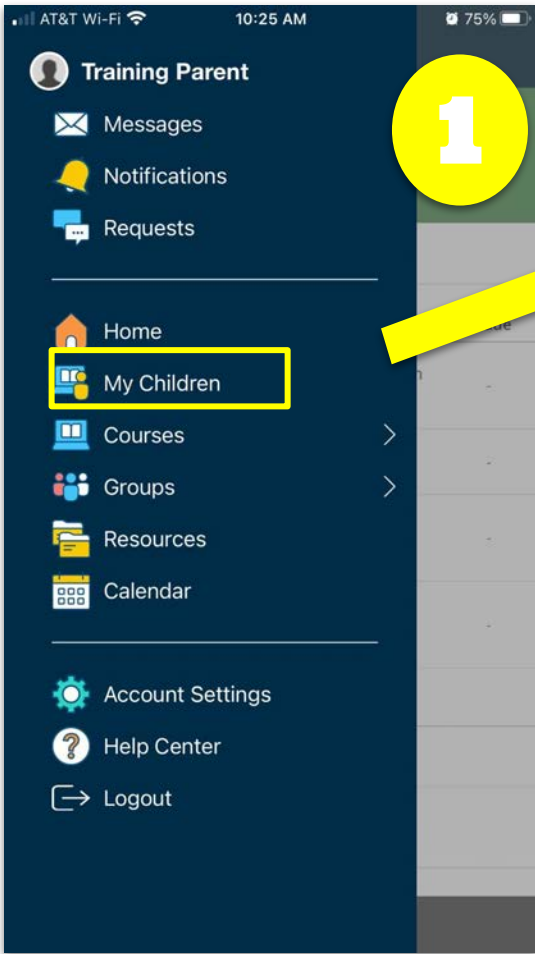


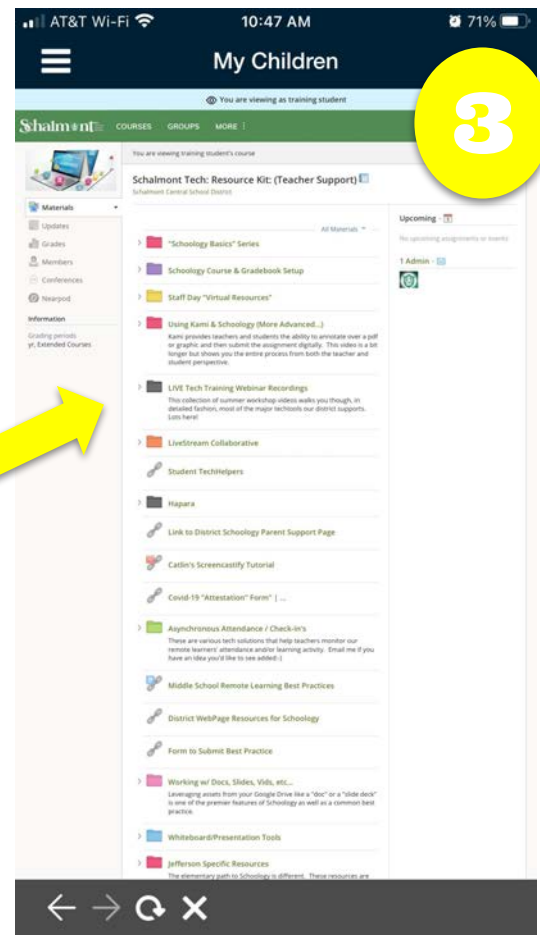
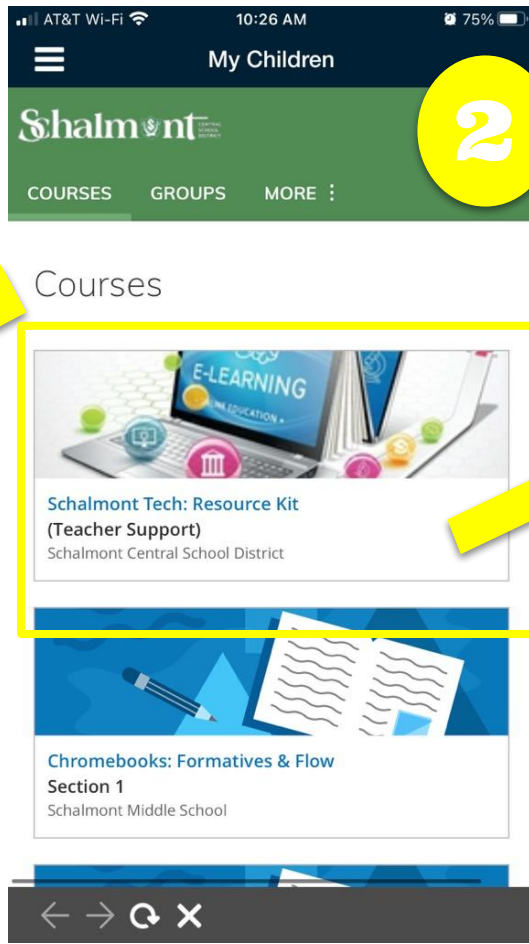
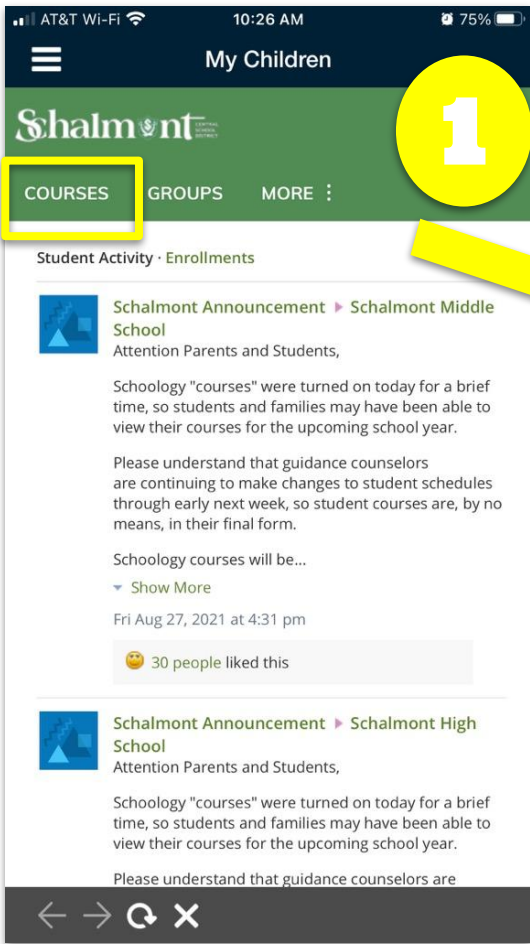
# Mobile Device Access

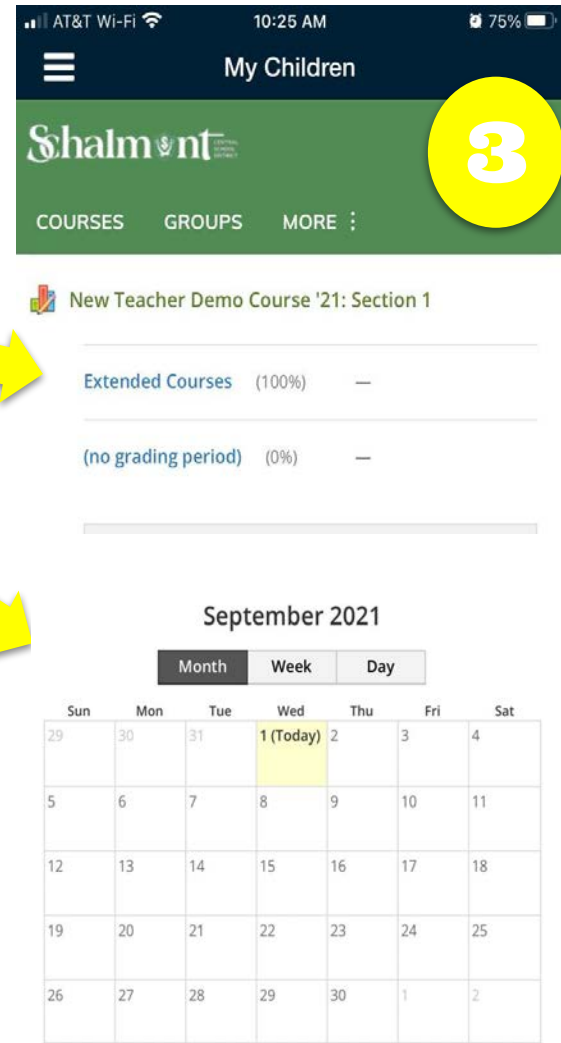
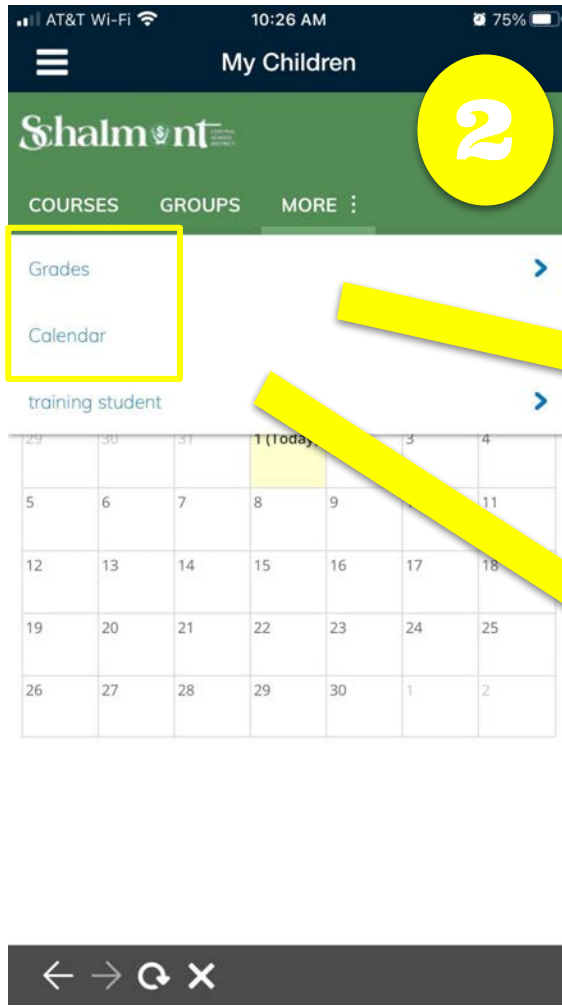
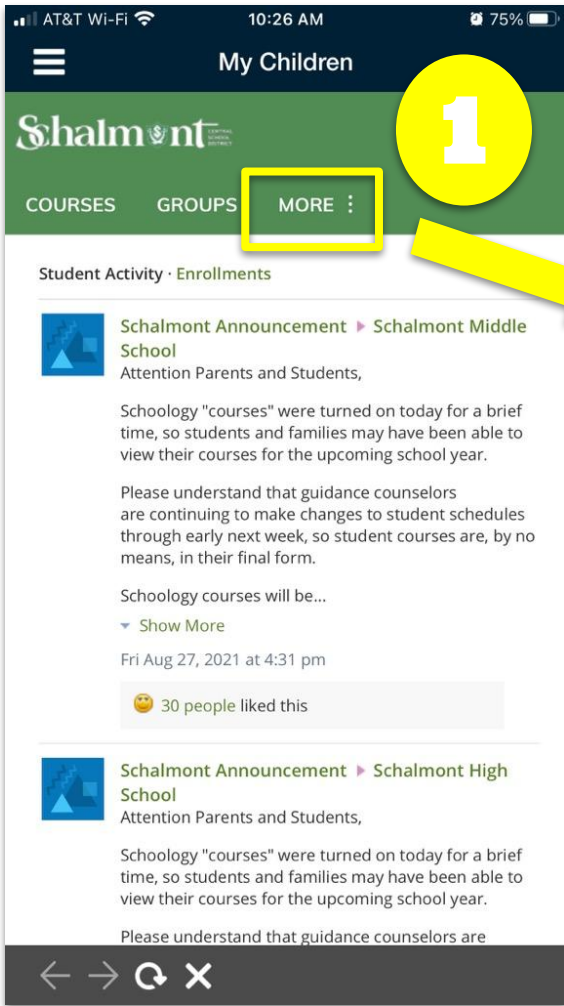


- Download the Schoology App to your device. It is free!
- Open the app and select "Username Login"
- Click on "Select School" and type "Schalmont" or **12306** and select the school your child is currently enrolled in. It should have a green arrow next to it.
- Enter the email and password you used to activate your Schoology account.
- Access MOST information (courses, grades, etc...) by clicking on the three lines in the top left corner of your device's screen.











# Schalmont

CENTRAL SCHOOL DISTRICT

- HOME
- JEFFERSON ELEMENTARY
- SCHALMONT MIDDLE SCHOOL
- SCHALMONT HIGH SCHOOL**
- DISTRICT OFFICE/SERVICES

# Schalmont High School



## CALENDAR

- SEPTEMBER 1, 2022  
**HS Freshman and New Student Orientation**  
9:00 am
- SEPTEMBER 5, 2022  
**NO SCHOOL - Labor Day**



## HIGH SCHOOL NEWS

- [Freshman & New Student Letter >](#)
- [Meals Returning to 2019-2020 Prices >](#)
- [HS Shares New School Year Letter >](#)
- [Supply Lists for 2022-2023 School Year >](#)
- [Transportation Registration Forms Needed >](#)

[ALL NEWS →](#)

## HIGH SCHOOL LINKS

- [> About Schalmont High School](#)
- [> Athletics](#)
- [> Clubs & Activities](#)
- [> Counseling Center](#)
- [> Food Services](#)
- [> Health Office](#)
- [> Letter Day Calendar !\[\]\(30a147af384f9f71632c2ff17bc706c8\_img.jpg\)](#)
- [> Library !\[\]\(9b33568d5c136f08ca688ce48be37574\_img.jpg\)](#)
- [> Morning Announcements !\[\]\(8c93063dab026f10e159986b27c41c64\_img.jpg\)](#)
- [> Transportation](#)



## FEATURED LINKS

- [Parent Portal !\[\]\(49aa2e1da5fe39294864e9598c593810\_img.jpg\)](#)
- [Schoology !\[\]\(7d0a8d8b1031f74abe67b09fcf4a2322\_img.jpg\)](#)
- [School Meal Menus](#)
- [Technology Support !\[\]\(6557fa7496e6a507d2326ea0bef061ee\_img.jpg\)](#)

# Schalmont Schoology

Schalmont Central School District  
1 Sabre Drive  
Schenectady, NY 12306



*Support  
Center*



*Connecting a Community of Learners... our Teachers, our Students, our Families...*

- HOME
- PARENT SUPPORT**
- STUDENT SUPPORT
- TEACHER SUPPORT
- SCHALMONT INSTRUCTIONAL TECHNOLOGY
- SCHOOLGY'S SUPPORT PAGE

## Welcome to Schalmont's *PARENT* Schoology Page

**New Videos: About Parent vs Student Schoology Accounts**

Parent Communication

Parent Resource Kit  
Communication Tools

Parent  
Communication



**JGEORGE@SCHALMONT.NET**



Schalmont  
CENTRAL SCHOOL DISTRICT

Welcome to  
Schalmont  
High School  
Parent Portal

# Overview

The eSchoolData Parent Portal is a cutting-edge communications tool designed to increase your involvement in your student's education using the power of information.

The eSchoolData Parent Portal allows for instant online access to current, relevant information that will enhance your involvement with your student's academic career including:

- Report Cards

- Progress Reports

- Transcripts

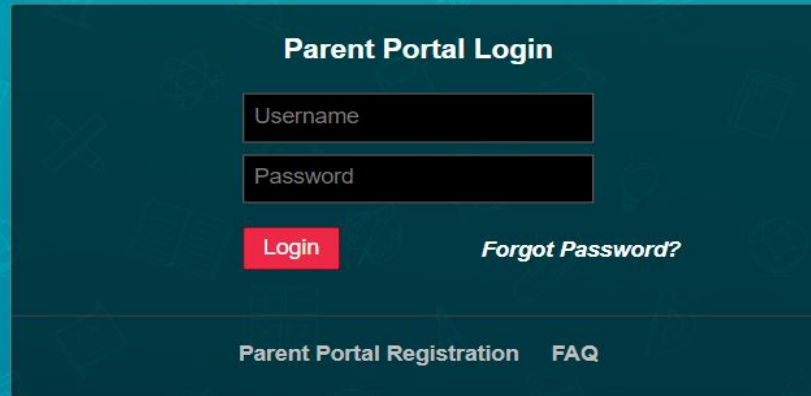
- Assessments

# Login Page

<https://parentportal-neric.eschooldata.com>

You will need your student's ID number for creation

Contact Debbie Falcone for assistance [dfalcone@schalmont.net](mailto:dfalcone@schalmont.net)



**Parent Portal Login**

Username

Password

[Login](#) [Forgot Password?](#)

[Parent Portal Registration](#) [FAQ](#)

# Parent Portal Registration

## Welcome to Parent Portal Registration!

Account Information

Personal Information

Student Information

**STEP 1: Please enter your parent portal information below.**

\* School District

(Start typing your school district then select your district in the list)

\* Username

(Your ID is what you will use to login to the portal. You can change at any time from within the portal.)

\* Email Address

(Your email address can be updated at anytime from within the portal. If you forget your password the account reset information will be sent to this account)

\* Confirm Email Address

\* Password

(Should be a minimum of 6 characters with at least 1 number)

# Parent Portal Registration

## Welcome to Parent Portal Registration!

Account Information

Personal Information

Student Information

**STEP 2: Information will be used to verify your identity. Please make sure you provide the information the district already has on file.**

* First Name	<input type="text"/>
Middle Name	<input type="text"/>
* Last Name	<input type="text"/>
* Street Address	<input type="text"/>
Apartment	<input type="text"/>
* City	<input type="text"/>
* State/Province	<input type="text" value="New York"/>
* ZIP/Postal Code	<input type="text"/>
* Phone	<input type="text"/> - <input type="text"/> - <input type="text"/> x <input type="text"/>

[Back to Account Information](#)

[Create Account Information](#)



# Parent Portal Registration

At least one student's information is required.

## Welcome to Parent Portal Registration!

Account Information

Personal Information

**Student Information**

**STEP 3: Please also make sure you provide at least one of your student(s) on file to verify your identity.**

My Student(s)

Your student(s) will show below after you have added.

ID Number	First Name	Last Name	Grade	School
-----------	------------	-----------	-------	--------

Add Student

\* ID Number  \* First Name  \* Last Name

\* School  \* Grade

Add student to the above list

Clear

# Schalmont Web Page

## DISTRICT NEWS

[Traffic Improvements Finish Up >](#)

[Grade 5 Families Tour MS >](#)

[Welcome New Faculty! >](#)

[Back-to-School Information >](#)

[BOE Meeting Summary >](#)

[ALL NEWS →](#)

## FEATURED LINKS

[Contact Us](#)

[Parent Portal ↗](#)

[Schoolology ↗](#)

[Technology Support ↗](#)

[Athletics](#)

[Employment](#)

[Food Services](#)

# Problems/Questions

**If you have any questions, please contact:**

**Debbie Falcone (District Office): 518-355-9200  
ext. 4014 or [dfalcone@schalmont.net](mailto:dfalcone@schalmont.net)**

# Student Engagement and Attendance

- ▶ Missing 10% (just 2 days each month) can drastically affect a young adults academic success.
- ▶ Absences can be a sign that a young adult is losing interest, disengaged, struggling with school work, or dealing with greater issues.

## What can we do?

- Communicate with the school
- Make attendance a priority
- Establish routines
- Help your child stay healthy and engaged
- Schedule appointments early or after school

ATTENDANCE  
MATTERS 

**YOUR PRESENCE  
MAKES ALL  
THE DIFFERENCE.**



ATTENDANCE  
MATTERS 

**SHOW UP.  
STAND OUT.**



# Building Procedures

- Hall Pass and Classroom Sign-out
- Study Hall and Cafeteria
- Student Commons and Main Lobby
- Late to Class
- Cell Phone Expectations

# Student Handbook

## Student Handbook



SCHALMONT HIGH SCHOOL  
STUDENT HANDBOOK  
2024 - 2025



Schalmont High School  
1 Sabre Drive  
Schenectady, NY 12306

# Curriculum and Academic Programs

- ▶ Academic Counseling and Course Requests
- ▶ Honors, AP and College Courses
- ▶ Academic Support
- ▶ Enrichment – Honors, AP and CHS
- ▶ Fine Arts
- ▶ Fine Arts Enrichment
- ▶ Engaging Electives





# Course Offerings and Electives

Over 85 courses offered



Art – 6

Business Education – 5

Computer Science – 2

Engineering – 4

English – 2

FACS – 6

Health Education – 3

Math – 3

Music Education – 7

Science – 4

Social Studies – 4

Spanish – 6

CTE – over 25

# Graduation Requirements – Credits

## 22 Course Credits

4 English

4 Social Studies

3 Science

3 Math

1 Spanish

1 Fine Arts (Art, Music, Tech)

2 Physical Education

.5 Health

.5 Career and Financial Management

3 Electives



# Graduation Requirements – Exams

## Regents Diploma

### Five Exams

1 English Exam

1 Math Exam

1 Social Studies

1 Science Exam

1 Additional Exam (Math, Science, SS)

## Advanced Regents Diploma

### Nine Exams

Algebra I, Geometry, Algebra II Exams

Living Environment Exam

1 Additional Science Exam

Global Studies and US History Exams

English Exam

Spanish Checkpoint B Exam

# Honors and AP Courses

## Honors

English 10

Living Environment

Chemistry

Geometry

Algebra II

Pre Calculus

## Advanced Placement

AP US History

AP Calculus

AP English Literature and  
Composition

# College in the High School

## **Science**

Human Biology – SCCC

## **Math**

Statistics – SCCC

Pre Calculus

## **Social Studies**

Sociology – SCCC

SUPA Economics – SU

SUPA Policy Studies – SU

## **English**

SUPA English 12 – SU

## **Computer Science and Engineering**

Intro. to Comp. Sci. – Siena College

PLTW – RIT

## **Spanish**

Spanish IV – SCCC

Spanish V – SCCC

## **Music**

Music Theory – UAlbany

# Local Credit and Academic Support

## Local Credit

Topics in Geometry

Topics in Algebra II

Explorations in Chemistry

Real World Physics

## Academic Support

Algebra I w/ Lab

Geometry w/ Lab

Algebra II w/ Lab

Science Block

AIS – English and SS

Structure Study Hall

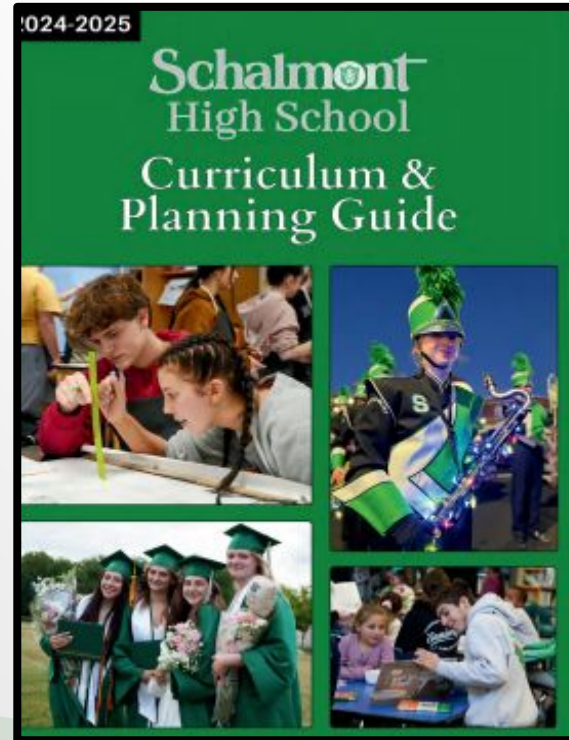
TA Support

Student Support Team

# Curriculum and Academic Programs

## High School Curriculum and Planning Guide

HOME > Schalmont High School > Main Office > [Curriculum and Planning Guide](#)



# Student and Family Resources

- School Contacts
- Calendar and News
- Tech Support
- Athletics
- Clubs and Activities



<https://www.schalmont.org/>





